

Air Nozzles and Jets

Drastically Reduce Compressed Air Consumption



Features...

- Lowers operating costs and saves energy
- Helps meet OSHA noise specifications
- Meets OSHA dead-end pressure specifications
- Wide range of styles and thrust performance
- Significant savings when replacing open copper tube jets

Drastically Reduce Compressed Air Consumption

Vortec blowoff nozzles and jets are designed to significantly reduce compressed air consumption and noise, compared to open jets.



To accomplish these impressive air savings, we incorporate the proven Transvector® amplification principle in our nozzle and jet designs.

When compressed air enters the nozzle or jet, it fills a chamber with only one exit path – a thin annular orifice. As air passes through this orifice, it accelerates to 1000 ft (304.8 m) per second, entraining free surrounding air as it exits. The result is airflow volume up to 25 times more than supplied by the compressed air.

Reduce your operating costs significantly with our nozzles and jets

	Vortec Model 1201 Nozzle	1/4" x 1' Length Copper Tube
Air consumption	9 SCFM	42 SCFM
Annual operating cost/8-hour shift	\$324	\$1512
Annual cost savings per nozzle	\$1188	

Data based on 100 psig (6.9 bar) operating pressure and \$0.30/1000 SCF compressed air cost.



Air Nozzles and Jets

Drastically Reduce Compressed Air Consumption

Nozzles are an excellent replacement for open copper tubes, flex-line and other nozzles not designed to save air. A full range of styles, with designs compatible to most installations, is available.

Nozzles

Model No.	Description	Thrust (Power) Oz at 12"	Air Consumption SCFM (SLPM)	Features
1200 Nozzle 1200 SS Nozzle 	Adjustable output flow and thrust, 1/8" NPT(M) inlet	3 to 21	8 (226) to 26 (736)	Threaded connection is ideal for installing on blow guns and manifolds. Adjustable micrometer dial sets airflow and thrust. Available in aluminum (1200) or stainless steel (1200 SS).
9401 Blow Gun 	Blow Gun with adjustable output model 1200 nozzle, 1/4" NPT(F) inlet	3 to 21	8 (226) to 26 (736)	Thumb lever operated blow gun with model 1200 adjustable output "Durablast" nozzle.
1201 Nozzle 	1/4" OD, copper tubing	6	9 (255)	Compact size. Permanently mounted on copper tubing which can be bent, flared, used with compression fittings or soldered.
1201F-12 	3/8" OD, flexible rubber hose, 1/8" NPT(M) inlet	6	9 (255)	Compact size. Permanently mounted on flexible hose. Holds position under full line pressure. Ideal for areas with limited space.
1202 Nozzle 	1/4" OD, copper tubing, high thrust	20	23 (651)	Compact size. Permanently mounted on copper tubing which can be bent, flared, used with compression fittings or soldered.
1203 Nozzle 	3/8" OD, copper tubing	9	13 (368)	Permanently mounted on copper tubing which can be bent, flared, used with compression fittings or soldered.
1204 Nozzle 	1/2" OD, flexible rubber hose, 1/8" NPT(M) inlet	9	13 (368)	Permanently mounted on flexible hose. Holds position under full line pressure. Efficient replacement for flex-line used for blowoff.
1205 Nozzle 	3/8" OD, copper tubing, high thrust	28	31 (877)	Permanently mounted on copper tubing which can be bent, flared, used with compression fittings or soldered.
1206 Nozzle 	11/16" OD, high thrust, flexible rubber hose, 1/4" NPT(M) inlet	28	31 (877)	Permanently mounted on flexible hose. Holds position under full line pressure. Efficient replacement for flex-line used for blowoff.
1220 Nozzle 	3/4" NPT(M) inlet, maximum thrust	72	120 (3396)	Threaded connection. Ideal for maximum thrust applications such as large surface blowoff. Perfect for paving, roofing and construction uses.

Specifications are at 100 psig (6.9 bar) except 1220 nozzle is at 40 psig (2.7 bar).

Airstream Size

Model No.	At Nozzle	12" From Nozzle
1200, 1200 SS	5/8" (16 mm)	3-1/2" (89 mm)
1201, 1202, 1201F-12	3/16" (5 mm)	3-1/4" (82 mm)
1203, 1204, 1205, 1206	1/4" (6 mm)	3-1/4" (82 mm)
1220	1" (25.4 mm)	5" (127 mm)



When you call ISC you will always speak to an Account Manager who is an expert on your application and you will never be sent to voicemail.

Email: ISCInfo@ISCSales.com
 Website: ISCCompressedAir.com
 Toll Free: 800.386.7472
 Local: 972.964.2700

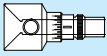



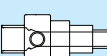


Air Nozzles and Jets

Drastically Reduce Compressed Air Consumption

Transvector Jets are round-throated air amplifiers. One end provides a strong airflow while the other creates suction as free air is entrained. Since jets output a more concentrated, targeted volume of air than nozzles, they are ideal for water, solvents or light oil stripping applications.

Amplification 4:1

Model No.	Description	Thrust (Power) Oz at 12"	Air Consumption SCFM (SPLM)
909A Jet 	Transvector Jet, easily adjustable output	2 to 17	5-21 (142-594)
901A Jet 	Transvector Jet	6	8 (226)
901BA Jet 	Transvector Jet, for conveying applications, 3/4" (19 mm) diameter suction and discharge	6	8 (226)
901DA Jet 	Transvector Jet, high thrust-focused output	14	17 (481)
901HA 	Transvector Jet, high thrust, 3/4" (19 mm) diameter suction connection	14	17 (481)

The compressed air inlet size for all of the above models is 1/8"-27 female NPT. All Transvector Jets are anodized aluminum and can be shimmed (except Model 909A) to vary the output thrust, suction and air consumption. Thrust and air consumption specifications are at 100 psig (6.9 bar).

ANNUAL BLOWOFF COST CALCULATION GUIDE

Use these formulas to determine and compare the annual operating cost of your current blowoffs versus Vortec alternatives.

Quick method:

Assuming:

- 100 psig (6.9 bar) operating pressure
- \$0.30 per 1000 SCF compressed air cost
- 250 work days/year

Calculate operating cost/shift by multiplying air consumption (SCFM) by 36.

Example:

9 SCFM (air consumption) x 36 = \$324 (annual operating cost/shift)

For other operating conditions, follow these calculations:

___ SCFM x 60 minutes = ___ SCFH

___ SCFH x ___ Hours of operation/day = ___ SCF/day

___ SCF/day x ___ Days of operation/year = ___ SCF/year

___ SCF/year x \$ ___/1000 SCF = \$ ___ Annual operating cost

Airstream Size

Model No.	At Jet	12" from Jet
909A	3/8" (10 mm)	3" (76 mm)
901A	5/8" (16 mm)	3-1/2" (89 mm)
901BA	5/8" (16 mm)	3-1/4" (83 mm)
901DA	3/8" (10 mm)	3" (76 mm)
901HA	3/8" (10 mm)	3" (76 mm)

Vortec nozzles and jets deliver precise airflows and are ideal for cleaning, drying, cooling, parts movement or ejection.

For assistance in selecting the appropriate model for your requirements, contact our Technical Service Department at 800.386.7472.



When you call ISC you will always speak to an Account Manager who is an expert on your application and you will never be sent to voicemail.

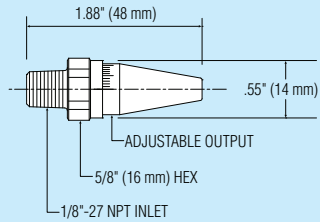
Email: ISCInfo@ISCSales.com
 Website: ISCCompressedAir.com
 Toll Free: 800.386.7472
 Local: 972.964.2700



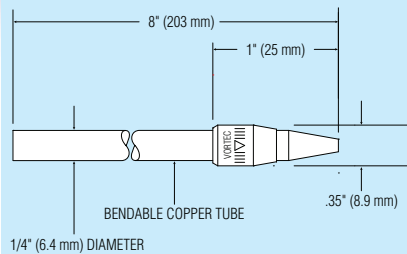
Air Nozzles and Jets

Drastically Reduce Compressed Air Consumption

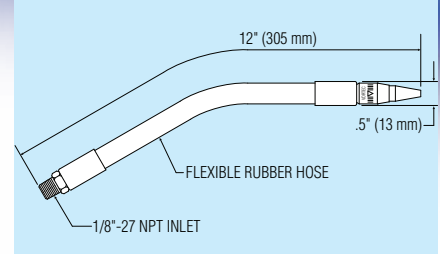
1200 and 1200 SS Nozzles



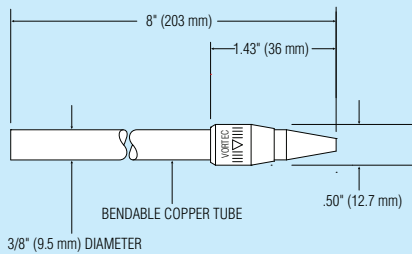
1201 and 1202 Nozzles



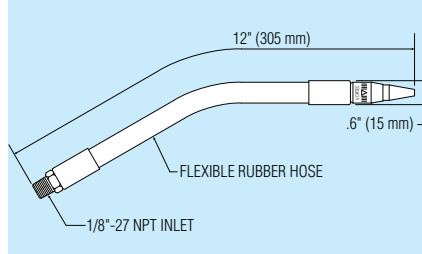
1201F-12 Nozzle



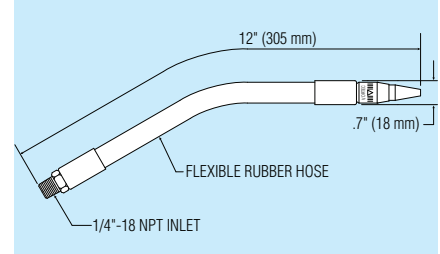
1203 and 1205 Nozzles



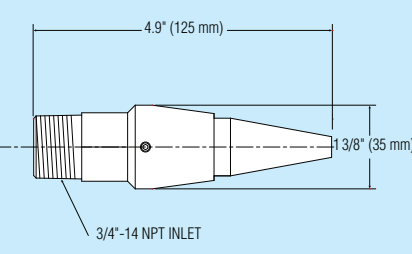
1204 Nozzle



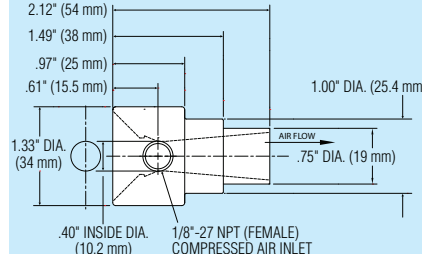
1206 Nozzle



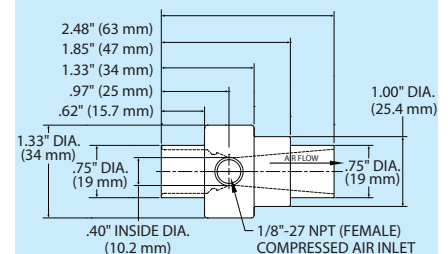
1220 Nozzle



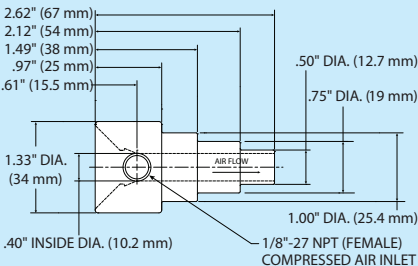
901A Transvector Jet



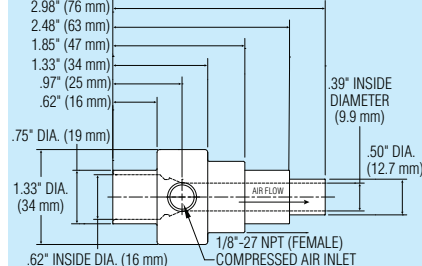
901BA Transvector Jet



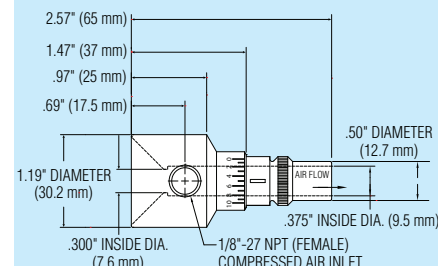
901DA Transvector Jet



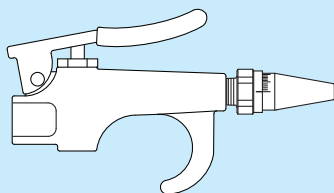
901HA Transvector Jet



909A Transvector Set Jet



9401 Blow Gun



The design of our Blow Gun makes it comfortable to hold and includes a convenient hang-up hook. Model 9401 has a 1/4" NPT(F) inlet thread and a 1/8" NPT(F) outlet thread. Includes a model 1200 adjustable nozzle.



Confident in the quality and reliability of Vortec products, we extend an unparalleled, 10-Year Warranty on all Air Nozzles and Jets.



When you call ISC you will always speak to an Account Manager who is an expert on your application and you will never be sent to voicemail.

Email: ISCInfo@ISCSales.com
 Website: ISCCompressedAir.com
 Toll Free: 800.386.7472
 Local: 972.964.2700

